

THE ROAD BLOCKERS CATALOGUE

ROAD BLOCKERS
DEEP EXCAVATED SERIES
SHALLOW MOUNT SERIES

CAME 
ÖZAK

[CAME.COM](https://www.came.com)

CAME 

WE TALK ABOUT QUALITY LIVING, IN ALL OF THE WORLD'S LANGUAGES.

CAME has fulfilled people's needs for over 60 years by using technology as a key to a quality life. All our projects and ideas drive our innovation and focus to make people's lives as comfortable as possible. This is where our company's skills and experience come into play. We know how to blend functionality and design that drives our excellent performance.

We trust professionals to shape our innovations into solutions. We know it's about customising proposals for automation and integrating them with cutting edge connectivity and mobile technology. CAME and partners strive together to satisfy our ever-more-demanding and culturally diverse customer-base, with its varying needs for transforming their living spaces into much more intelligent, and safer homes.



ALWAYS ONE STEP AHEAD

We are a leading brand in the design of integrated solutions for automation, video door entry, access control and public and private parking facilities. Over time, the group has incorporated highly specialised companies, which have allowed us to broaden our horizons and provide cutting-edge solutions for the residential, business and urban sectors, including home automation, temperature control, road barriers, high security bollards, sectional garage doors and industrial doors. Today, we have a single, unique vision which makes us an innovative and reliable technological partner.

CAME  **BPT**

CAME  **PARKARE**

CAME  **URBACO**

CAME  **GO**

CAME  **ÖZAK**

TIMELINE

1976



Foundation

Özak was founded by Ozalp Family.

1989

First Turnstile



Started to produce turnstiles and gates.

2006



Increase in Production

Reached 1,000 units per year.

2008

Facility Expansion



Production facilities reached 2,700 m² from 500 m².

2009



New Segment

Launched Road Blocker & Bollard products.

2010

Facility Expansion



Production facilities reached 3,600 m² from 2,700 m².

2012



Growth in Export Markets

Export sales reached more than 50% of turnover.

NR-D Systeme GmbH was founded in Germany.

2013

Increase in Production



Reached 5,000 units per year.

2018



Facility Expansion

Production facilities reached 33,700 m² of which 21,000 m² is covered area.

2019

CAME + ÖZAK

Özak becomes part of CAME.

PRODUCT INDEX

6	ROAD BLOCKERS
8	DEEP EXCAVATED SERIES
8	HRB - HEAVY DUTY MODEL
14	RRB - REINFORCED MODEL
18	RB - RESIDENTIAL MODEL
24	SHALLOW MOUNT SERIES
24	HRB - HEAVY DUTY MODEL
28	RB - RESIDENTIAL MODEL





HRB ROAD BLOCKER

Heavy Duty Model

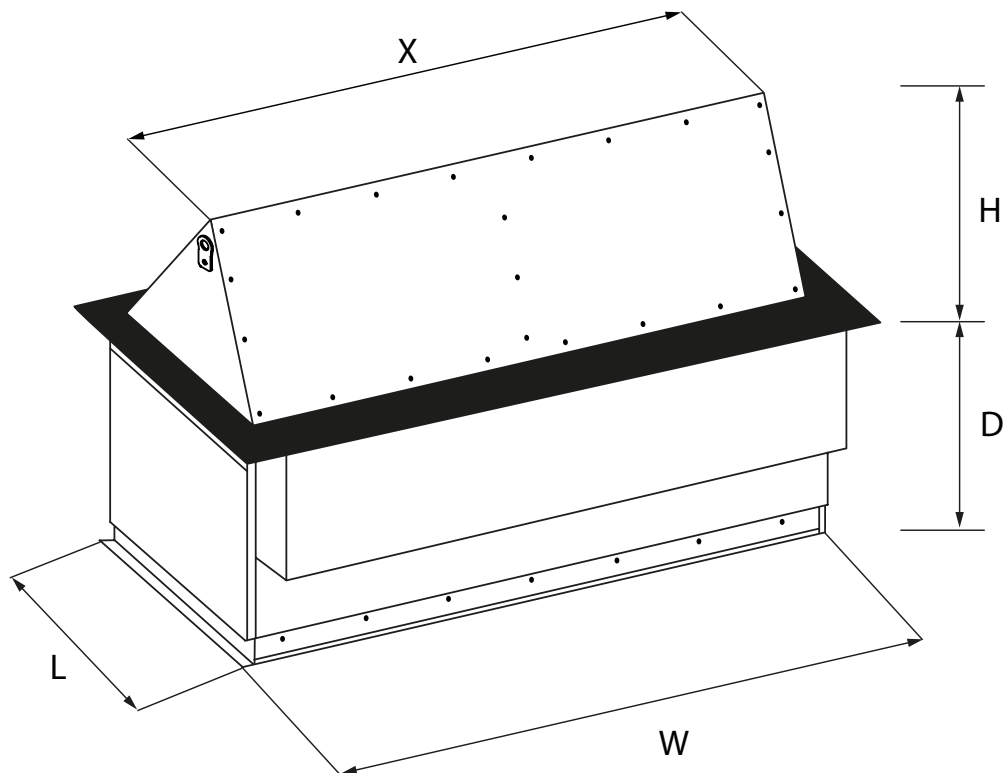
M50 P1 (K12)
ASTM F2656-097



Technical Features

Power	Standard 380V AC 3-Phase 50/60 Hz, 3,3 - 7,5 KvA motor (varies depending on blocker size). Opt. 220V, 110V 1-Phase 50/60 Hz (for some models/sizes only), optionally 24V DC for emergency situations in case of power failure.
Control Pack	24V DC powered and PLC control unit is placed in power unit cabinet. Solenoids 24V DC (Ops. 12V DC / 220V AC).
Speed	Standard Operation ~2,5 - 6 sec. (ascend/descend) depending on unit dimensions. Emergency raise up (upwards) by optional hydraulic accumulator ~1,5 sec. and may vary depending on unit dimensions.
IP Rating	IP 55 - Hydraulic Power Unit, IP 67 - Electronics (optional), protection with housing/box IP 68 - Hydraulic Piston
Crash / Impact Rating	M50 P1 (K-12) crash tested and certified (HRB 30 R 90) according to ASTM 2656-07, Designed and produced to withstand H30.

HRB ROAD BLOCKER Heavy Duty Model



Product Code	Blocker Unit Width (X)	No. of Pistons	Raising Height 65 - 50 cm	Raising Height 90 - 70 cm
			Dimensions (LxWxD)	Dimensions (LxWxD)
HRB 10R_	1000	1	1275 x 1170 x 975	1481 x 1170 x 1270
HRB 15R_	1500	1	1275 x 1670 x 975	1481 x 1670 x 1270
HRB 20R_	2000	1	1275 x 2170 x 975	1481 x 2170 x 1270
HRB 25R_	2500	1	1275 x 2670 x 975	1481 x 2670 x 1270
HRB 30R_	3000	1	1275 x 3170 x 975	1481 x 3170 x 1270
HRB 35R_	3500	1	1275 x 3670 x 975	1481 x 3670 x 1270
HRB 35R_	3500	2	1275 x 3670 x 975	1481 x 3670 x 1270
HRB 40R_	4000	1	1275 x 4170 x 975	1481 x 4170 x 1270
HRB 40R_	4000	2	1275 x 4170 x 975	1481 x 4170 x 1270
HRB 45R_	4500	2	1275 x 4670 x 975	1481 x 4670 x 1270
HRB 50R_	5000	2	1275 x 5170 x 975	1481 x 5170 x 1270
HRB 55R_	5500	2	1275 x 5670 x 975	1481 x 5670 x 1270
HRB 60R_	6000	2	1275 x 6170 x 975	1481 x 6170 x 1270
HRB 65R_	6500	2	1275 x 6670 x 975	1481 x 6670 x 1270

*To complete the product code (HRB 10R_) simply choose a raising height in increments of 5cm between either 65-50cm or 90-70cm. For example the code for a 60cm raising height would be HRB 10R 60.

Battery Back-up for Power-off Situation	Battery unit with capacity of min. 100 movements (50 deploy + 50 retract) when fully charged is optionally available.
Axle Load Resistance	50T
Hydraulic Cylinder Unit	Heavy duty, dust sealed electrostatic powder coated hydraulic cylinder. Models between 1- 4 metre widths contain a single piston. (Double piston versions are optionally available for models with 3,5 & 4 metre widths). Models between 4,5 - 6,5 metre widths contain double pistons. Cylinder unit features a safety valve against leakage and hose failure.
Hydraulic Power Unit	Strengthened industrial pump, 40-120 lt oil tank capacity with magnetic metal collector and particle filter. Built-in oil level and oil temperature sensor with low oil level warning. 70-100 Bar pressure; maximum running pressure is 150 Bar. 10 mt R2 (double wire braided mesh) reinforced hydraulic hose.

HRB ROAD BLOCKER

Heavy Duty Model

System	<p>Down, Up, Emergency and external sensor inputs/outputs (e.g. loop detector, beam detector, Signalisation, Remote Control, etc.)</p> <p>System alerts with an audio signal during lowering and raising operation.</p> <p>A loud siren output in case of alarm or emergency.</p> <p>Can be lowered or raised automatically in case of emergency (User's preference).</p> <p>Can be lowered and raised manually in case of power failure or during the maintenance service with manual pump and manual valve feature. Automatic raise up mode deploys (optionally with synchronised loop detector) the road blocker after the vehicle has passed over.</p> <p>Sensor controlled stopping both at the top and bottom positions of the blocker unit</p>																																																				
Power Unit	<p>Motor, hydraulic pump and solenoid valves are contained in an easily accessible hot-dip-galvanised and electrostatic powder painted cabinet with a built-in lock lid. (Opt. Stainless Steel Cabinet)</p> <p>Cabinet Dimensions: 1000 mm x 570 mm x 1200 mm (W x L x H).</p>																																																				
Blocker Cabinet (underground unit)	<p>All parts are coloured with industrial paint with two components.</p> <p>U-shaped profile structure for maximum strength.</p> <p>The blocker and cabinet are designed so that no vehicle crashing effect can displace it after embedded or installed into the ground.</p>																																																				
Blocker Unit (impact blocking unit)	<p>All parts are coloured with industrial paint with two components.</p> <p>Hot dip galvanised vehicle pass through surface (top plates).</p> <p>The construction is aesthetically and functionally completed with reflecting strips and warning signs.</p> <p>The hinge system is specially designed to have a flattened surface level with the top plate so that vehicles can pass over smoothly and quietly. The blocker unit is made of a reinforced construction strengthened by 6mm thick special design, V-formed, vertical solid steel panels distanced between 350-550mm along the blocker width and assembled together with the main chassis for evenly distributed impact absorption. All vertical impact absorption panels have special shape and contain hook type holders (patent pending 2015/12506) for high impact resistance and are installed with equal distance to each other and supported by 4 pieces of 30x10mm solid steel beams to further strengthen the construction.</p> <table><tr><th colspan="13">Impact Absorbing Panel Quantity</th></tr><tr><th>Blocker Size</th><th>1 m</th><th>1,5 m</th><th>2 m</th><th>2,5 m</th><th>3 m</th><th>3,5 m</th><th>4 m</th><th>4,5 m</th><th>5 m</th><th>5,5 m</th><th>6 m</th><th>6,5 m</th></tr><tr><td>Single Piston</td><td>4</td><td>4</td><td>6</td><td>6</td><td>8</td><td>8</td><td>10</td><td></td><td></td><td></td><td></td><td></td></tr><tr><td>Double Piston</td><td></td><td></td><td></td><td></td><td></td><td>10</td><td>12</td><td>12</td><td>12</td><td>15</td><td>18</td><td>18</td></tr></table> <p>To stop severe impact loads there is an additional 6mm (optionally 10mm) thick sheet metal attached to the vertical impact absorption panels.</p> <p>At the frontal crash-facing section, there is replaceable 3mm thick steel sheet with rounded form to handle light impacts.</p> <p>Resistance of crash surface consisting of 6mm+3mm sheet metal is equal to resistance of a 74mm thick sheet metal due to its construction structured with vertical solid panels and 30x10mm solid bars behind.</p> <p>Top panel where the vehicle pass over is made of 10/11mm thick non-slip surface steel hot-dip galvanised before paint.</p> <p>The system moves up and down with 50mm diameter stainless steel hinges (example: 3 metre blocker contains 7 pieces of 50mm diameter stainless steel hinges).</p> <p>Blocker unit raises 45° angle from the ground level and equipped with built in indicators on side and front panels.</p> <p>A top lid is provided for easy access for service and maintenance on the top plate.</p>	Impact Absorbing Panel Quantity													Blocker Size	1 m	1,5 m	2 m	2,5 m	3 m	3,5 m	4 m	4,5 m	5 m	5,5 m	6 m	6,5 m	Single Piston	4	4	6	6	8	8	10						Double Piston						10	12	12	12	15	18	18
Impact Absorbing Panel Quantity																																																					
Blocker Size	1 m	1,5 m	2 m	2,5 m	3 m	3,5 m	4 m	4,5 m	5 m	5,5 m	6 m	6,5 m																																									
Single Piston	4	4	6	6	8	8	10																																														
Double Piston						10	12	12	12	15	18	18																																									
Control System	<p>Manual Control Button Unit:</p> <p>Provided with an IP67 CRM yellow box including 3 switches for downwards, upwards, stop (optional emergency operation), can stop the blocker motion with the command/signal coming from detector, equipped with built-in LED visual indications and 10 metre cable.</p> <p>Compatibility with Access Control Systems:</p> <p>Compatible with any access control system (by third parties).</p> <p>Optional Unit:</p> <p>With the optional model "RB CONT.UNIT.V.001" users can monitor the diagnostic functions, can be accessed through LAN, RS485 protocols. System is provided inside a metal cabinet that also includes the other functional switches like downward, upward, stop, emergency operations.</p> <p>With the built in 124x68 LCD screen, all status of the operation and system diagnostic can be monitored through messaging functions like oil status, loop or beam detectors status, water level inside the cabinet, blocker position according to user preference, any .bmp files can be displayed.</p> <p>The system is driven by the PLC.</p>																																																				
Optional Features and Accessories	<p>Traffic lights (red-green), traffic light pole, loop detector (double/single contact), beam detector, 220V, 110V motor, 24V DC for emergency situations in case of power failure, remote control (receiver and transmitter are 3 channels), UPS, photocell sensor (receiver + transmitter with 50cm height pole), RB CONT. UNIT.V.001 control unit, intercom, external buttons, emergency submersible pump, hydraulic accumulator for emergency fast raise up (1 piston or 2 pistons systems), surface frame (sizes: from 250mm to 1000mm), oil cooler, oil heater, heater for electronic components, hot-dip galvanisation for cabinet, blocker and impact surface units, double effect hydraulic unit, double speed hydraulic unit, ground mounting plate, powered audio signal (siren), PLC diagnostic monitor, IP67 box (for PLC, SMPS, connectors etc inside power unit).</p>																																																				
Installation	<p>Easy Installation with C30 grade concrete and steel rebar reinforcement.</p>																																																				



HRB ROAD BLOCKER

Heavy Duty Model



M50 P1 (K12)
ASTM F2656-097

Max P1 Limit

WATCH THE VIDEO:





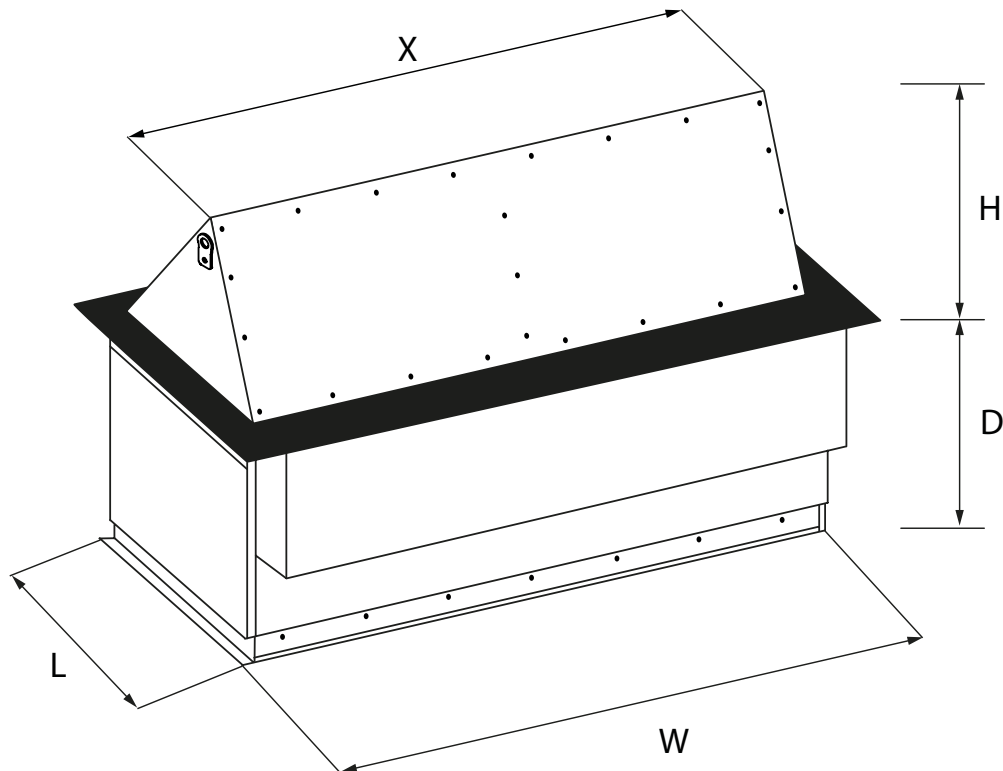
RRB ROAD BLOCKER

Reinforced Model



Technical Features

Power	Standard 380V AC 3-Phase 50/60 Hz, 3,3 - 5,5 KvA motor (varies depending on blocker size). Opt. 220V, 110V 1-Phase 50/60 Hz (for some models/sizes only), optionally 24V DC for emergency situations in case of power failure.
Control Pack	24V DC powered and PLC control unit is placed in power unit cabinet. Solenoids 24V DC (Ops.12V DC / 220V AC)
Speed	Standard Operation ~4 - 6 sec. (ascend/descend) (opt. 2,5 - 4 sec.) depending on unit dimensions. Emergency raise up (upwards) by optional hydraulic accumulator ~1,5 sec. and may vary depending on unit dimensions.
IP Rating	IP 55 - Hydraulic Power Unit, IP 67 - Electronics (optional), protection with housing/box IP 68 - Hydraulic Piston
Crash / Impact Rating	Designed and produced to withstand M50 P1 (K-12).



Product Code	Blocker Unit Width (X)	No. of Pistons	Raising Height 65 - 50 cm	Raising Height 90 - 70 cm
			Dimensions (LxWxD)	Dimensions (LxWxD)
RRB 10F__	1000	1	1275 x 1170 x 975	1481 x 1170 x 1270
RRB 15F__	1500	1	1275 x 1670 x 975	1481 x 1670 x 1270
RRB 20F__	2000	1	1275 x 2170 x 975	1481 x 2170 x 1270
RRB 25F__	2500	1	1275 x 2670 x 975	1481 x 2670 x 1270
RRB 30F__	3000	1	1275 x 3170 x 975	1481 x 3170 x 1270
RRB 35F__	3500	1	1275 x 3670 x 975	1481 x 3670 x 1270
RRB 35F__	3500	2	1275 x 3670 x 975	1481 x 3670 x 1270
RRB 40F__	4000	1	1275 x 4170 x 975	1481 x 4170 x 1270
RRB 40F__	4000	2	1275 x 4170 x 975	1481 x 4170 x 1270
RRB 45F__	4500	2	1275 x 4670 x 975	1481 x 4670 x 1270
RRB 50F__	5000	2	1275 x 5170 x 975	1481 x 5170 x 1270
RRB 55F__	5500	2	1275 x 5670 x 975	1481 x 5670 x 1270
RRB 60F__	6000	2	1275 x 6170 x 975	1481 x 6170 x 1270
RRB 65F__	6500	2	1275 x 6670 x 975	1481 x 6670 x 1270

*To complete the product code (RRB 10F__) simply choose a raising height in increments of 5cm between either 65-50cm or 90-70cm. For example the code for a 60cm raising height would be RRB 10F 60.

Battery Back-up for Power-off Situation	Battery unit with capacity of min.100 movements (50 deploy + 50 retract) when fully charged is optionally available.
Axle Load Resistance	50T
Hydraulic Cylinder Unit	Heavy duty, dust sealed electrostatic powder coated hydraulic cylinder. Models between 1- 4 metre widths contain a single piston. (Double piston versions are optionally available for models with 3,5 & 4 metre widths). Models with 4,5 - 6,5 metre widths contain double pistons. Cylinder unit features a safety valve against leakage and hose failure.
Hydraulic Power Unit	Strengthened industrial pump, 40-120 lt oil tank capacity with magnetic metal collector and particle filter. Built-in oil level and temperature indicator, 70-80 Bar pressure; maximum running pressure is 120 Bar 10 mt R2 (double wire braided mesh) reinforced hydraulic hose.



RRB ROAD BLOCKER

Reinforced Model

System	<p>Down, Up, Emergency and external sensor inputs/outputs (e.g. loop detector, beam detector, Signalisation, Remote Control, etc.)</p> <p>System alerts with an audio signal during lowering and raising operation.</p> <p>A loud siren output in case of alarm or emergency.</p> <p>Can be lowered or raised automatically in case of emergency (User's preference).</p> <p>Can be lowered and raised manually in case of power failure or during the maintenance service with manual pump and manual valve feature. Automatic raise up mode deploys (optionally with synchronised loop detector) the road blocker after the vehicle has passed over.</p> <p>Sensor controlled stopping both at the top and bottom positions of the blocker unit</p>																																																															
Power Unit	<p>Motor, hydraulic pump and solenoid valves are contained in an easily accessible hot-dip-galvanised and electrostatic powder painted cabinet with a built-in lock lid. (Opt. Stainless Steel Cabinet)</p> <p>Cabinet Dimensions: 1000 mm x 570 mm x 1200 mm (W x L x H).</p>																																																															
Blocker Cabinet (underground unit)	<p>All parts are coloured with industrial paint with two components.</p> <p>U-shaped profile structure for maximum strength.</p> <p>The blocker and cabinet are designed so that no vehicle crashing effect can displace it after embedded or installed into the ground.</p>																																																															
Blocker Cabinet (underground unit)	<p>All parts are coloured with industrial paint with two components.</p> <p>Hot dip galvanised vehicle pass through surface (top plates).</p> <p>The construction is aesthetically and functionally completed with reflecting strips and warning signs.</p> <p>The hinge system is specially designed to have a flattened surface level with the top plate so that vehicles can pass over smoothly and quietly. The blocker unit is made of a reinforced construction strengthened by 6mm thick special design, vertical solid steel panels distanced between 350-550mm along the blocker width and assembled together with the main chassis for evenly distributed impact absorption. All vertical impact absorption panels have special shape and contain hook type holders (patent pending 2015/12506) for high impact resistance and are installed with equal distance to each other and supported by 4 pieces of 30x10mm solid steel beams to further strengthen the construction.</p>																																																															
<table><tr><th colspan="13">Impact Absorbing Panel Quantity</th></tr><tr><th>Blocker Size</th><th>1 m</th><th>1,5 m</th><th>2 m</th><th>2,5 m</th><th>3 m</th><th>3,5 m</th><th>4 m</th><th>4,5 m</th><th>5 m</th><th>5,5 m</th><th>6 m</th><th>6,5 m</th></tr><tr><td>Single Piston</td><td>4</td><td>4</td><td>6</td><td>6</td><td>8</td><td>8</td><td>10</td><td></td><td></td><td></td><td></td><td></td></tr><tr><td>Double Piston</td><td></td><td></td><td></td><td></td><td></td><td>10</td><td>12</td><td>12</td><td>12</td><td>15</td><td>18</td><td>18</td></tr></table>													Impact Absorbing Panel Quantity													Blocker Size	1 m	1,5 m	2 m	2,5 m	3 m	3,5 m	4 m	4,5 m	5 m	5,5 m	6 m	6,5 m	Single Piston	4	4	6	6	8	8	10						Double Piston						10	12	12	12	15	18	18
Impact Absorbing Panel Quantity																																																																
Blocker Size	1 m	1,5 m	2 m	2,5 m	3 m	3,5 m	4 m	4,5 m	5 m	5,5 m	6 m	6,5 m																																																				
Single Piston	4	4	6	6	8	8	10																																																									
Double Piston						10	12	12	12	15	18	18																																																				
<p>To stop severe impact loads there is an additional 6mm thick sheet metal attached to the vertical impact absorption panels.</p> <p>Top panel where the vehicle pass over is made of 8/9mm thick non-slip surface steel hot-dip galvanised before paint.</p> <p>The system moves up and down with 50mm diameter stainless steel hinges (example: 3 metre blocker contains 7 pieces of 50mm diameter stainless steel hinges).</p> <p>Blocker unit raises 45° angle from the ground level and can be equipped with optional flashing light indicators on side and front panels.</p> <p>A top lid is provided for easy access for service and maintenance on the top plate.</p>																																																																
Control System	<p>Manual Control Button Unit:</p> <p>Provided with an IP67 CRM yellow box including 3 switches for downwards, upwards, stop (optional emergency operation), can stop the blocker motion with the command/signal coming from detector, equipped with built-in LED visual indications.</p> <p>Compatibility with Access Control Systems:</p> <p>Compatible with any access control system (by third parties).</p> <p>Optional Unit:</p> <p>With the optional model "RB CONT.UNIT.V.001" users can monitor the diagnostic functions, can be accessed through LAN, RS485 protocols. System is provided inside a metal cabinet that also includes the other functional switches like downward, upward, stop, emergency operations.</p> <p>With the built in 124x68 LCD screen, all status of the operation and system diagnostic can be monitored through messaging functions like oil status, loop or beam detectors status, water level inside the cabinet, blocker position according to user preference, any .bmp files can be displayed. The system is driven by the PLC.</p>																																																															
Optional Features and Accessories	<p>Traffic lights (red-green), traffic light pole, loop detector (double/single contact), beam detector, 220V, 110V motor, 24V DC for emergency situations in case of power failure, remote control (receiver and transmitter are 3 channels), UPS, photocell sensor (receiver + transmitter with 50cm height pole), RB CONT. UNIT.V.001 control unit, intercom, external buttons, emergency submersible pump, hydraulic accumulator for emergency fast raise up (1 piston or 2 pistons systems), surface frame (sizes: from 250mm to 1000mm), oil cooler, oil heater, heater for electronic components, hot-dip galvanisation for cabinet, blocker and impact surface units, double effect hydraulic unit, double speed hydraulic unit, ground mounting plate, powered audio signal (siren), PLC diagnostic monitor, flashing light indicators, round shaped front panel, oil level sensor, optional speed, IP67 box (for PLC, SMPS, connectors etc inside power unit).</p>																																																															
Installation	<p>Easy Installation with C30 grade concrete and steel rebar reinforcement.</p>																																																															

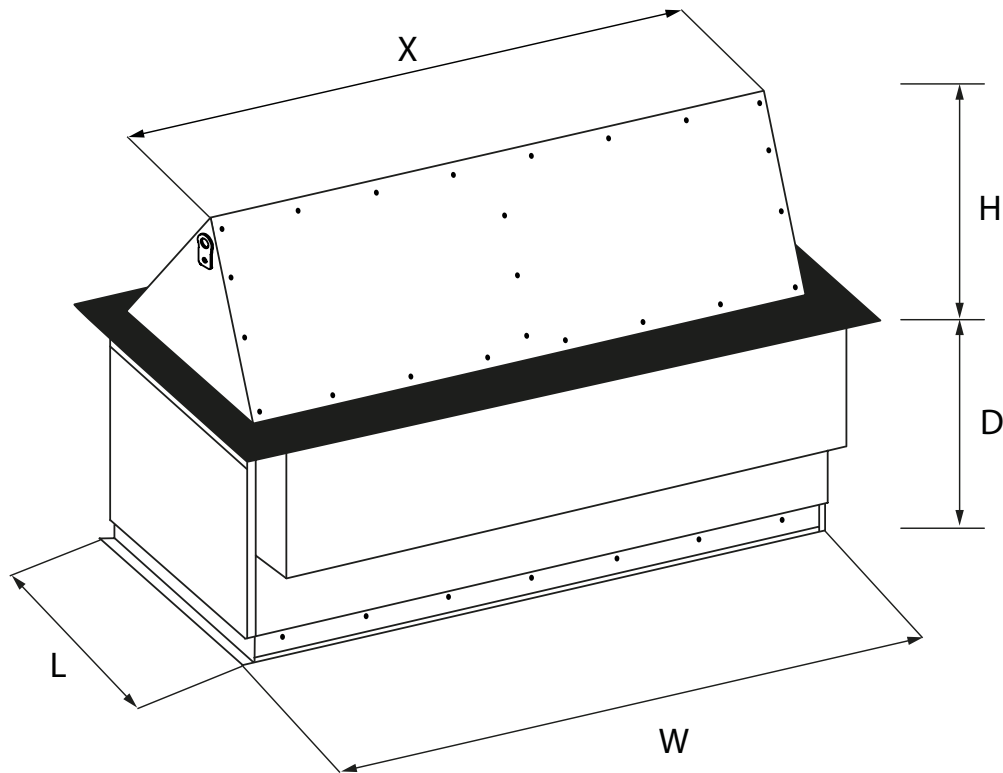
RB ROAD BLOCKER

Residential Model



Technical Features

Power	Standard 380V AC 3-Phase 50/60 Hz, 3,3 - 5,5 kVA motor (varies depending on blocker size). Opt. 220V, 110V 1-Phase 50/60 Hz (for some models/sizes only), optionally 24V DC for emergency situations in case of power failure.
Control Pack	24V DC powered and PLC control unit is placed in power unit cabinet. Solenoids 24V DC (Ops. 12V DC / 220V AC)
Speed	Standard Operation ~4 - 6 sec. (ascend/descend) (opt. 2,5 - 4 sec.) depending on unit dimensions. Emergency raise up (upwards) by optional hydraulic accumulator ~1,5 sec. and may vary depending on unit dimensions.
IP Rating	IP 55 - Hydraulic Power Unit, IP 67 - Electronics (optional), protection with housing/box IP 68 - Hydraulic Piston
Crash / Impact Rating	Designed and produced to withstand M40 P1 (K-8).



Product Code	Blocker Unit Width (X)	No. of Pistons	Raising Height 65 - 50 cm	Raising Height 90 - 70 cm
			Dimensions (LxWxD)	Dimensions (LxWxD)
RB 10F_ _	1000	1	1275 x 1170 x 975	1481 x 1170 x 1270
RB 15F_ _	1500	1	1275 x 1670 x 975	1481 x 1670 x 1270
RB 20F_ _	2000	1	1275 x 2170 x 975	1481 x 2170 x 1270
RB 25F_ _	2500	1	1275 x 2670 x 975	1481 x 2670 x 1270
RB 30F_ _	3000	1	1275 x 3170 x 975	1481 x 3170 x 1270
RB 35F_ _	3500	1	1275 x 3670 x 975	1481 x 3670 x 1270
RB 35F_ _	3500	2	1275 x 3670 x 975	1481 x 3670 x 1270
RB 40F_ _	4000	1	1275 x 4170 x 975	1481 x 4170 x 1270
RB 40F_ _	4000	2	1275 x 4170 x 975	1481 x 4170 x 1270
RB 45F_ _	4500	2	1275 x 4670 x 975	1481 x 4670 x 1270
RB 50F_ _	5000	2	1275 x 5170 x 975	1481 x 5170 x 1270
RB 55F_ _	5500	2	1275 x 5670 x 975	1481 x 5670 x 1270
RB 60F_ _	6000	2	1275 x 6170 x 975	1481 x 6170 x 1270
RB 65F_ _	6500	2	1275 x 6670 x 975	1481 x 6670 x 1270

*To complete the product code (RB 10F_ _) simply choose a raising height in increments of 5cm between either 65-50cm or 90-70cm. For example the code for a 60cm raising height would be RB 10F 60.

Battery Back-up for Power-off Situation	Battery unit with capacity of min. 100 movements (50 deploy + 50 retract) when fully charged is optionally available.
Axle Load Resistance	40T
Hydraulic Cylinder Unit	Heavy duty, dust sealed electrostatic powder coated hydraulic cylinder. Models between 1- 4 metre widths contain a single piston. (Double piston versions are optionally available for models with 4 metre widths). Models between 4,5 - 6,5 metre widths contain double pistons. Cylinder unit features a safety valve against leakage and hose failure.
Hydraulic Power Unit	Strengthened industrial pump, 40-120 lt oil tank capacity with magnetic metal collector and particle filter, Built-in oil level and temperature indicator, 70-80 Bar pressure; maximum running pressure is 120 Bar 10 mt R2 (double wire braided mesh) reinforced hydraulic hose.

RB ROAD BLOCKER

Residential Model

System	<p>Down, Up, Emergency and external sensor inputs/outputs (e.g. loop detector, beam detector, Signalisation, Remote Control, etc.)</p> <p>System alerts with an audio signal during lowering and raising operation.</p> <p>A loud siren output in case of alarm or emergency.</p> <p>Can be lowered or raised automatically in case of emergency (User's preference).</p> <p>Can be lowered and raised manually in case of power failure or during the maintenance service with manual pump and manual valve feature. Automatic raise up mode deploys (optionally with synchronised loop detector) the road blocker after the vehicle has passed over.</p> <p>Sensor controlled stopping both at the top and bottom positions of the blocker unit</p>
Power Unit	<p>Motor, hydraulic pump and solenoid valves are contained in an easily accessible hot-dip-galvanised and electrostatic powder painted cabinet with a built-in lock lid. (Opt. Stainless Steel Cabinet)</p> <p>Cabinet Dimensions: 1000 x 570 x 1200 mm (W x L x H).</p>
Blocker Cabinet (underground unit)	<p>All parts are coloured with industrial paint with two components.</p> <p>U-shaped profile structure for maximum strength.</p> <p>The blocker and cabinet are designed so that no vehicle crashing effect can displace it after embedded or installed into the ground.</p>
Blocker Unit (impact blocking unit)	<p>All parts are coloured with industrial paint with two components.</p> <p>Hot dip galvanised vehicle pass through surface (top plates).</p> <p>The construction is aesthetically and functionally completed with reflecting strips and warning signs.</p> <p>The hinge system is specially designed to have a flattened surface level with the top plate so that vehicles can pass over smoothly and quietly.</p> <p>Top panel where the vehicle pass over is made of 8/9mm thick non-slip surface steel hot-dip galvanised before paint.</p> <p>The system moves up and down with 50mm diameter stainless steel hinges (example: 3 metre blocker contains 7 pieces of 50mm diameter stainless steel hinges).</p> <p>Blocker unit raises 45° angle from the ground level and can be equipped with optional flashing light indicators on side and front panels.</p> <p>A top lid is provided for easy access for service and maintenance on the top plate.</p>
Control System	<p>Manual Control Button Unit:</p> <p>Provided with an IP67 CRM yellow box including 3 switches for downwards, upwards, stop (optional emergency operation), can stop the blocker motion with the command/signal coming from detector, equipped with built-in LED visual indications.</p> <p>Compatibility with Access Control Systems:</p> <p>Compatible with any access control system (by third parties).</p> <p>Optional Unit:</p> <p>With the optional model "RB CONT.UNIT.V.001" users can monitor the diagnostic functions, can be accessed through LAN, RS485 protocols. System is provided inside a metal cabinet that also includes the other functional switches like downward, upward, stop, emergency operations.</p> <p>With the built in 124x68 LCD screen, all status of the operation and system diagnostic can be monitored through messaging functions like oil status, loop or beam detectors status, water level inside the cabinet, blocker position according to user preference, any .bmp files can be displayed. The system is driven by the PLC.</p>
Optional Features and Accessories	<p>Traffic lights (red-green), traffic light pole, loop detector (double/single contact), beam detector, 220V, 110V motor, 24V DC for emergency situations in case of power failure, remote control (receiver and transmitter are 3 channels), UPS, photocell sensor (receiver + transmitter with 50cm height pole), RB CONT. UNIT.V.001 control unit, intercom, external buttons, emergency submersible pump, hydraulic accumulator for emergency fast raise up (1 piston or 2 pistons systems), surface frame (sizes: from 250mm to 1000mm), oil cooler, oil heater, heater for electronic components, hot-dip galvanisation for cabinet, blocker and impact surface units, double effect hydraulic unit, double speed hydraulic unit, ground mounting plate, powered audio signal (siren), PLC diagnostic monitor, flashing light indicators, round shaped front panel, oil level sensor, optional speed, IP67 box (for PLC, SMPS, connectors etc inside power unit).</p>
Installation	<p>Easy Installation with C30 grade concrete and steel rebar reinforcement.</p>



قف



STOP

20



HRB ROAD BLOCKER

Heavy Duty - Shallow Mount Model

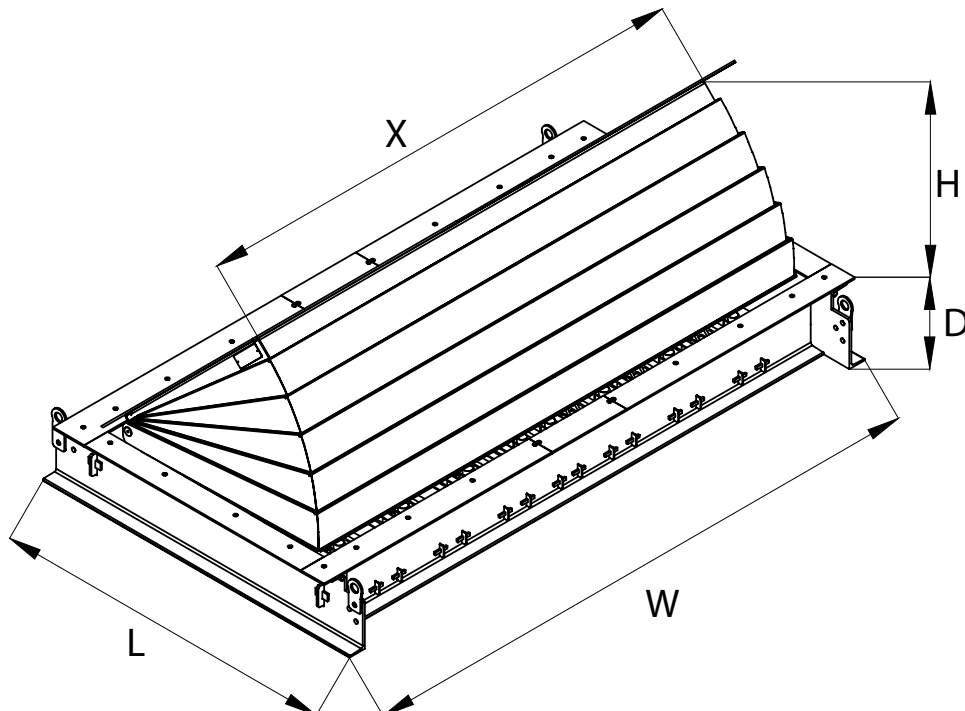


ALSO
AVAILABLE
IN SURFACE
MOUNT
VERSION



Technical Features

Power	Standard 380V AC 3-Phase 50/60 Hz, 3,3 - 7,5 KvA motor (varies depending on blocker size). Opt. 220V, 110V 1-Phase 50/60 Hz (for some models/sizes only), optionally 24V DC for emergency situations in case of power failure.
Control Pack	24V DC powered and PLC control unit is placed in power unit cabinet. Solenoids 24V DC (Ops.12V DC / 220V AC)
Speed	Standard Operation ~2,5 - 6 sec. (ascend/descend) depending on unit dimensions. Emergency raise up (upwards) by optional hydraulic accumulator ~1,5 sec. and may vary depending on unit dimensions.
IP Rating	IP 55 - Hydraulic Power Unit, IP 67 - Electronics (optional), protection with housing/box IP 68 - Hydraulic Piston
Crash / Impact Rating	Designed and produced to withstand impacts at M50 (K12) level, full scale crash test pending.



Product Code	Blocker Unit Width (X)	No. of Pistons	Raising Height (H) 90 cm
			Dimensions (LxWxD)
HRB 10P 90 SRF	1000	1	2025 x 1455 x 390
HRB 15P 90 SRF	1500	1	2025 x 1955 x 390
HRB 20P 90 SRF	2000	1	2025 x 2455 x 390
HRB 25P 90 SRF	2500	1	2025 x 2955 x 390
HRB 30P 90 SRF	3000	1	2025 x 3455 x 390
HRB 35P 90 SRF	3500	1	2025 x 3955 x 390
HRB 35P 90 SRF	3500	2	2025 x 3955 x 390
HRB 40P 90 SRF	4000	2	2025 x 4445 x 390
HRB 45P 90 SRF	4500	2	2025 x 4955 x 390
HRB 50P 90 SRF	5000	2	2025 x 5455 x 390
HRB 55P 90 SRF	5500	2	2025 x 5955 x 390
HRB 60P 90 SRF	6000	2	2025 x 6455 x 390
HRB 65P 90 SRF	6500	2	2025 x 6955 x 390

Battery Back-up for Power-off Situation	Battery unit with capacity of min. 100 movements (50 deploy + 50 retract) when fully charged is optionally available.
Axle Load Resistance	50T
Hydraulic Cylinder Unit	Heavy duty, dust sealed electrostatic powder coated 50 mm hydraulic cylinder. Models between 1 - 3 metre widths contain a single piston. (Double piston version is optionally available for model with 3,5 metre width). Models between 4,0 - 6,5 metre widths contain double pistons. Cylinder unit features a safety valve against leakage and hose failure.
Hydraulic Power Unit	Strengthened industrial pump, 60 lt oil tank capacity with magnetic metal collector and particle filter. Built-in oil level sensor and oil temperature indicator. 70-100 bar pressure; maximum running pressure is 150 bar. 10 mt R2 (double wire braided mesh) reinforced hydraulic hose.

HRB ROAD BLOCKER

Heavy Duty - Shallow Mount Model

System	<p>Down, Up, Emergency and external sensor inputs/outputs (e.g. loop detector, beam detector, Signalisation, Remote Control, etc.)</p> <p>System alerts with an audio signal during lowering and raising operation.</p> <p>A loud siren output in case of alarm or emergency.</p> <p>Can be lowered or raised automatically in case of emergency (User's preference).</p> <p>Can be lowered and raised manually in case of power failure or during the maintenance service with manual pump and manual valve feature. Automatic raise up mode deploys (optionally with synchronised loop detector) the road blocker after the vehicle has passed over).</p> <p>Sensor controlled stopping both at the top and bottom positions of the blocker unit.</p>
Power Unit	<p>Motor, hydraulic pump and solenoid valves are contained in an easily accessible hot-dip-galvanised and electrostatic powder painted cabinet with a built-in lock lid. (Opt. Stainless Steel Cabinet)</p>
Blocker Cabinet (underground unit)	<p>All parts are coloured with industrial paint with two components.</p> <p>U-shaped profile structure for maximum strength to withstand impacts at M50 (K12) level.</p> <p>The blocker and cabinet are designed so that no vehicle crashing effect can displace it after embedded or installed into the ground.</p>
Blocker Unit (impact blocking unit)	<p>All parts are coloured with industrial paint with two components.</p> <p>Hot dip galvanised vehicle pass through surface (top plates).</p> <p>The hinge system is specially designed to have a flattened surface level with the top plate so that vehicles can pass over smoothly and quietly. Top panel where the vehicle pass over is made of 10/11mm thick non-slip surface steel hot-dip galvanised before paint.</p> <p>The system moves up and down with 50mm diameter stainless steel hinges (example: 3 metre blocker contains 7 pieces of 50mm diameter stainless steel hinges).</p> <p>Blocker unit raises 45° angle from the ground level.</p> <p>A top lid is provided for easy access for service and maintenance on the top plate.</p> <p>Accordion type panel closure on front is optionally available.</p>
Control System	<p>Manual Control Button Unit:</p> <p>Provided with an IP67 CRM yellow box including 3 switches for downwards, upwards, stop (optional emergency operation), can stop the blocker motion with the command/signal coming from detector, equipped with built-in LED visual indications and 10 mt cable.</p> <p>Compatibility with Access Control Systems:</p> <p>Compatible with any access control system (by third parties).</p> <p>Optional Unit:</p> <p>With the optional model "RB CONT.UNIT.V.001" users can monitor the diagnostic functions, can be accessed through LAN, RS485 protocols. System is provided inside a metal cabinet that also includes the other functional switches like downward, upward, stop, emergency operations.</p> <p>With the built in 124x68 LCD screen, all status of the operation and system diagnostic can be monitored through messaging functions like oil status, loop or beam detectors status, water level inside the cabinet, blocker position according to user preference, any .bmp files can be displayed.</p> <p>The system is driven by the PLC.</p>
Optional Features and Accessories	<p>Traffic lights (red-green), traffic light pole, loop detector (double/single contact), beam detector, 220V, 110V motor, 24V DC for emergency situations in case of power failure, remote control (receiver and transmitter are 3 channels), UPS, photocell sensor (receiver + transmitter with 50cm height pole), RB CONT. UNIT.V.001 control unit, intercom, external buttons, hydraulic accumulator for emergency fast raise up (1 piston or 2 pistons systems), surface frame (sizes: from 250mm to 1000mm), oil cooler, oil heater, heater for electronic components, hot-dip galvanisation for cabinet, blocker and impact surface units, double effect hydraulic unit, double speed hydraulic unit, powered audio signal (siren), PLC diagnostic monitor, IP67 box (for PLC, SMPS, connectors etc inside power unit), LED indicator on front, accordion type front closure.</p>
Installation	<p>Easy Installation with C30 grade concrete and steel rebar reinforcement.</p> <p>Ground leveling and preparation works shall be done before concrete pouring.</p> <p>Allowable bearing value of the ground shall be minimum 1/2 kg/cm².</p>



RB ROAD BLOCKER

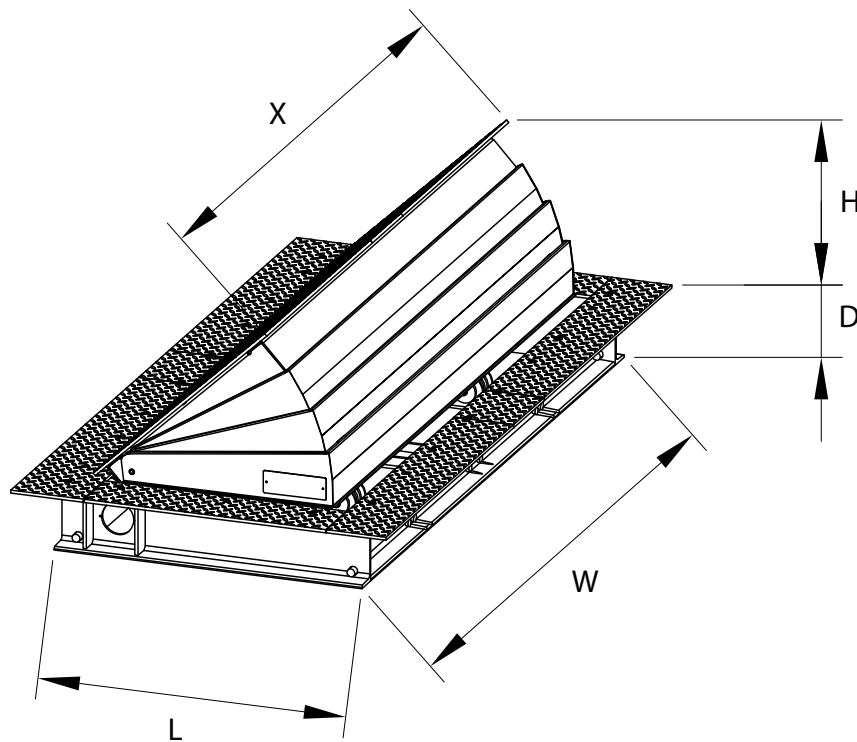
Residential - Shallow Mount Model



ALSO
AVAILABLE
IN SURFACE
MOUNT
VERSION

Technical Features

Power	Standard 380V AC 3-Phase 50/60 Hz, 3,3 - 5,5 KvA motor (varies depending on blocker size). Opt. 220V, 110V 1-Phase 50/60 Hz (for some models/sizes only), optionally 24V DC for emergency situations in case of power failure.
Control Pack	24V DC powered and PLC control unit is placed in power unit cabinet. Solenoids 24V DC (Ops.12V DC / 220V AC)
Speed	Standard Operation ~2,5 - 6 sec. (ascend/descend) depending on unit dimensions. Emergency raise up (upwards) by optional hydraulic accumulator ~1,5 sec. and may vary depending on unit dimensions.
IP Rating	IP 55 - Hydraulic Power Unit, IP 67 - Electronics (optional), protection with housing/box IP 68 - Hydraulic Piston
Crash / Impact Rating	Designed and produced to withstand impacts at M40 (K8).



Product Code	Blocker Unit Width (X)	No. of Pistons	Raising Height 65 - 50 cm	Raising Height 90 - 70 cm
			Dimensions (LxWxD)	Dimensions (LxWxD)
RB 10P__SRF	1000	1	1342 x 1440 x 210	2665 x 1440 x 210
RB 15P__SRF	1500	1	1342 x 1910 x 210	2665 x 1910 x 210
RB 20P__SRF	2000	1	1342 x 2440 x 210	2665 x 2440 x 210
RB 25P__SRF	2500	1	1342 x 2910 x 210	2665 x 2910 x 210
RB 30P__SRF	3000	1	1342 x 3440 x 210	2665 x 3440 x 210
RB 35P__SRF	3500	1	1342 x 3910 x 210	2665 x 3910 x 210
RB 35P__SRF	3500	2	1342 x 3910 x 210	2665 x 3910 x 210
RB 40P__SRF	4000	1	1342 x 4440 x 210	2665 x 4440 x 210
RB 40P__SRF	4000	2	1342 x 4440 x 210	2665 x 4440 x 210
RB 45P__SRF	4500	2	1342 x 4910 x 210	2665 x 4910 x 210
RB 50P__SRF	5000	2	1342 x 5440 x 210	2665 x 5440 x 210
RB 55P__SRF	5500	2	1342 x 5910 x 210	2665 x 5910 x 210
RB 60P__SRF	6000	2	1342 x 6440 x 210	2665 x 6440 x 210
RB 65P__SRF	6500	2	1342 x 6910 x 210	2665 x 6910 x 210

*To complete the product code (RB 10P__SRF) simply choose a raising height in increments of 5cm between either 65-50cm or 90-70cm. For example the code for a 60cm raising height would be RB 10P 60 SRF.

Battery Back-up for Power-off Situation	Battery unit with capacity of min. 100 movements (50 deploy + 50 retract) when fully charged is optionally available.
Axle Load Resistance	50T
Hydraulic Cylinder Unit	Heavy duty, dust sealed electrostatic powder coated 50 mm hydraulic cylinder. Models between 1- 4 metre widths contain a single piston. (Double piston versions are optionally available for models 3,5 & 4 metre widths). Models between 4,5 - 6,5 metre widths contain double pistons. Cylinder unit features a safety valve against leakage and hose failure.
Hydraulic Power Unit	Strengthened industrial pump, 60 lt oil tank capacity with magnetic metal collector and particle filter. Built-in oil level and oil temperature indicator. 70-80 Bar pressure; maximum running pressure is 120 Bar. 10 mt R2 (double wire braided mesh) reinforced hydraulic hose.


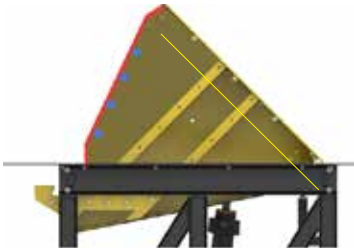
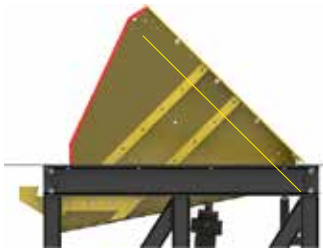
RB ROAD BLOCKER


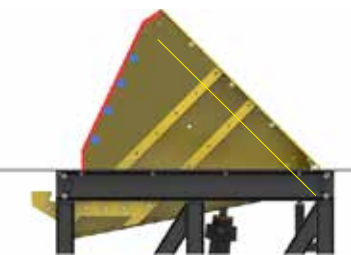
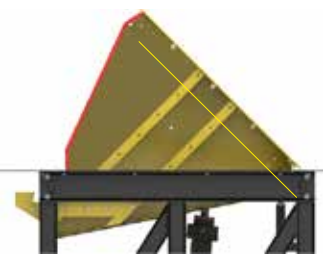
Residential - Shallow Mount Model

System	<p>Down, Up, Emergency and external sensor inputs/outputs (e.g. loop detector, beam detector, Signalisation, Remote Control, etc.)</p> <p>System alerts with an audio signal during lowering and raising operation.</p> <p>A loud siren output in case of alarm or emergency.</p> <p>Can be lowered or raised automatically in case of emergency (User's preference).</p> <p>Can be lowered and raised manually in case of power failure or during the maintenance service with manual pump and manual valve feature. Automatic raise up mode deploys (optionally with synchronised loop detector) the road blocker after the vehicle has passed over).</p> <p>Sensor controlled stopping both at the top and bottom positions of the blocker unit.</p>
Power Unit	<p>Motor, hydraulic pump and solenoid valves are contained in an easily accessible hot-dip-galvanised and electrostatic powder painted cabinet with a built-in lock lid. (Opt. Stainless Steel Cabinet)</p>
Blocker Cabinet (underground unit)	<p>All parts are coloured with industrial paint with two components.</p> <p>U-shaped profile structure for maximum strength.</p> <p>The blocker and cabinet are designed so that no vehicle crashing effect can displace it after embedded or installed into the ground.</p>
Blocker Unit (impact blocking unit)	<p>All parts are coloured with industrial paint with two components.</p> <p>Hot dip galvanised vehicle pass through surface (top plates).</p> <p>The hinge system is specially designed to have a flattened surface level with the top plate so that vehicles can pass over smoothly and quietly. Top panel where the vehicle pass over is made of 8/9mm thick non-slip surface steel hot-dip galvanised before paint.</p> <p>The system moves up and down with 50mm diameter stainless steel hinges (example: 3 metre blocker contains 7 pieces of 50mm diameter stainless steel hinges).</p> <p>Blocker unit raises 45° angle from the ground level.</p> <p>A top lid is provided for easy access for service and maintenance on the top plate.</p> <p>Accordion type panel closure on front is optionally available.</p>
Control System	<p>Manual Control Button Unit:</p> <p>Provided with an IP67 CRM yellow box including 3 switches for downwards, upwards, stop (optional emergency operation), can stop the blocker motion with the command/signal coming from detector, equipped with built-in LED visual indications and 10 mt cable.</p> <p>Compatibility with Access Control Systems:</p> <p>Compatible with any access control system (by third parties).</p> <p>Optional Unit:</p> <p>With the optional model "RB CONT.UNIT.V.001" users can monitor the diagnostic functions, can be accessed through LAN, RS485 protocols. System is provided inside a metal cabinet that also includes the other functional switches like downward, upward, stop, emergency operations.</p> <p>With the built in 124x68 LCD screen, all status of the operation and system diagnostic can be monitored through messaging functions like oil status, loop or beam detectors status, water level inside the cabinet, blocker position according to user preference, any .bmp files can be displayed.</p> <p>The system is driven by the PLC.</p>
Optional Features and Accessories	<p>Traffic lights (red-green), traffic light pole, loop detector (double/single contact), beam detector, 220V, 110V motor, 24V DC for emergency situations in case of power failure, remote control (receiver and transmitter are 3 channels), UPS, photocell sensor (receiver + transmitter with 50cm height pole), RB CONT. UNIT.V.001 control unit, intercom, external buttons, hydraulic accumulator for emergency fast raise up (1 piston or 2 pistons systems), surface frame (sizes: from 250mm to 1000mm), oil cooler, oil heater, heater for electronic components, hot-dip galvanisation for cabinet, blocker and impact surface units, double effect hydraulic unit, double speed hydraulic unit, powered audio signal (siren), PLC diagnostic monitor, IP67 box (for PLC, SMPS, connectors etc inside power unit), LED indicator on front, oil level sensor, accordion type front closure.</p>
Installation	<p>Easy Installation with C30 grade concrete and steel rebar reinforcement.</p> <p>Ground leveling and preparation works shall be done before concrete pouring.</p> <p>Allowable bearing value of the ground shall be minimum 1/2 kg/cm².</p>



ROAD BLOCKERS

General Technical Specifications (Embedded Series)			
	HRB (Heavy Duty Road Blocker)	RRB (Reinforced Road Blocker)	RB (Residential Type Road Blocker)
			
Standard Features and Built-in Properties			
Axle Load	50 T.	50 T.	40 T.
Panel Thicknesses	Solid 6mm (at every 35-55 cm)	Solid 6mm (at every 35-55 cm)	Solid 4mm panels
Flashing Light	Standard	Optional	Optional
Round Front Panel	Standard	Optional	Optional
Top Plate	10/11 mm	8/9 mm	8/9 mm
Oil Level Sensor	Standard	Optional	Optional
Impact Resistance (Crash Test)	M50 P1 (K-12) tested and certified (HRB 30 R 90) Designed and produced to withstand H30	Designed and produced to withstand M50 P1 (K-12)	Designed and produced to withstand M40 P1 (K-8)
Front Panel Thickness	30+6 (opt. 10)+3mm	30+6mm	4mm
Speed	2.5/6 sn	4/6 sn (Opt. 2.5/4sn)	4/6 sn (Opt. 2.5/4sn)
Control System	380V 3-Phase AC IP 67 manual control button unit 3 functions Emergency button Down/descent button (manual) in case of power off or maintenance PLC control unit 24V DC control 24V DC solenoids Automatic/manual programmable access authorisation Outputs (siren, light, beam, flashes) Movement buzzer		
Blocker Unit	Special design hinge structure spread on the total width of the blocker without gap Unladen piston connection at top and bottom positions of the blocker enabling free-standing of the piston Galvanised sheet metal main body side covers Hot dip galvanised vehicle pass through surface (top plates) 60 litre oil tank IP55 - Hydraulic Power Unit, IP 58 - Blocker Cabinet (underground unit), IP 68 - Hydraulic Piston Solid impact absorption panels Maximum reinforced static construction cabin Service access lid (screwed) Reinforced industrial paint with two components in yellow and black colours High visibility with yellow and black diagonal stripes on impact surface Reflective marking Hose for Hydraulic Oil (10mt) 25cc hand pump (manual) Oil level and temperature indicator Protective valve for oil hose Oil tank with particle filter Oil tank with magnetic metal collector Hot dip galvanised power and control unit cabin -5°C / +55°C (opt. -30°C / +70°C)		
Installation	Ground mounting apparatus Easy installation		

Optional Features and Accessories			
			
Features	PLC diagnostic monitor (LAN)		
	Hot dip galvanisation both for cabinet and blocker unit		
	Hot dip galvanisation for impact surface		
	Double effect hydraulic movement		
	Double speed		
	Optional speeds for RRB and RB		
	Accumulator for emergency fast raise up (app. 1.5sn speed)		
Accessories	Traffic lights (red-green)		
	Traffic lights (red-green), dia: 100mm or 200mm		
	Loop detector		
	Beam detector		
	Photocell		
	Remote control (wireless)		
	Rain water damage pump (emergency submersible pump)		
	Roudned front panel (recommended for residential use for safety)		
	Ground mounting plate		
	Oil level sensor		
	1 phase 220V AC or 24V DC motor		
	UPS		
	Oil cooler		
	Oil heater		
	Component heater		
	IP67 control box (for PLC, SMPS, connectors, circuit breakers, loop detector (if any), relays)		
	Surface frames in optional sizes (25cm to 100cm)		
	Audio Signal (Siren, powered)		





NATPET

National Company for Petrochemical Industries



ناتبيت

الشركة الوطنية للصناعات البتروكيمياوية



OUR WORLDWIDE NETWORK.

We have a worldwide network.

From our Treviso Headquarters - the heart of the Group - we coordinate 7 production plants and 6 R&D centres. We sit across the market thanks to branches in 21 countries, and operate in 118 countries through our business partners and distributors.

The world is forever growing and needs higher security and control within living spaces and transportation to manage both selection and capacity.

At CAME, we are the technology partner for projects that require integrated systems to deliver these global demands, improving the quality of our living space - whether it be private or public.

Our products are made for controlling homes as well as managing urban venues and any workplace, anywhere in the world.

Our group share common goals as we have a single and unique vision, making us innovative and reliable. Thanks to the synergies among all our divisions and brands globally, we share an operating approach that enriches our diversity.

BRANCHES NORTH AND LATIN AMERICAS

Brazil
Chile
Mexico
Perù
USA

1700

EMPLOYEES AROUND THE WORLD



CAME HQ

Treviso, ITALY

BRANCHES EUROPE

Italy	Poland
Belgium	Portugal
Croatia	Russia
France	Spain
Germany	The UK
Ireland	Turkey
Netherlands	

6

R&D CENTERS

21

COUNTRIES WITH DIRECT
BRANCHES

118

COUNTRIES WITH PARTNERS
AND DISTRIBUTORS

7

PRODUCTION PLANTS

Dosson di Casier - ITALY
Sesto al Reghena - ITALY
Spilimbergo - ITALY
Hemel Hempstead - UK
Entraigues - FRANCE
Barcelona - SPAIN
Kocaeli - TURKEY

!

BRANCHES ASIA

India
UAE

BRANCHES AFRICA

South Africa

480

WORLDWIDE
DISTRIBUTORS
AND PARTNERS

CAME.COM

RESIDENTIAL SOLUTIONS



BUSINESS SOLUTIONS



URBAN SOLUTIONS



RESIDENTIAL SOLUTIONS

We have gone beyond the simple idea of Home Automation, and taken the concept full circle. Now every device is fully integrated and connected into a system that improves people's lives. Today, we believe automation is at the heart of everything: to handle the entrances and blinds, to control awnings and shutters, plus video intercom-entry systems, CCTV, and, burglar alarms.

BUSINESS SOLUTIONS

For every public venue, our offer provides the most sophisticated systems for controlling accesses and the most evolved solutions for burglar systems, video-intercom entry panels and barriers for parking facilities. Small and large companies, commercial enterprises, large buildings: CAME-branded Building-Automation operators provide control and safety in both small and large working environments.

URBAN SOLUTIONS

Our offer is geared to meet the different automation needs for urban planning and architectural scenarios. CAME solutions are engineered for managing safety and control in large works and for contributing to the planning of urban spaces so as to make them "Safe and Smart", as called for in today's fast-paced, metropolitan centres.

PROVIDING EXTENSIVE SOLUTIONS FOR SECURITY AND WELL-BEING AROUND THE GLOBE, OVER 40 YEARS.



CAME ÖZAK, a global player, has incorporated one of the widest range of products offering solutions in pedestrian and vehicle access control fields. We owe our success to our talented designers and engineers along with our flexible manufacturing processes.

Understanding people's needs, thus providing customised solutions tailored to expectations has made our offering a choice for numerous residential, governmental, urban and sports facilities. Our fully integrable, user friendly and high performance solutions are available with our solution partners all over the world.

CAME BPT - North

Unit 1B
Sills Road
Willow Farm Business Park
Castle Donington
DE74 2US

Tel: 0115 921 0430

CAME BPT - South

Liberta House
Maxted Road
Maylands Ind. Est.
Hemel Hempstead
Herts
HP2 7DX

Tel: 01442 230 800

CAME BPT - Ireland

Unit 9
The Westway Centre
Ballymount
Dublin 12

Tel: +353 (0)1 450 7442



© OZVEHCAT0220 - 2020 - EN

YOU MAY NOT EVEN PARTIALLY REPRODUCE THIS DOCUMENT

CAME RESERVES THE RIGHT TO MAKE ANY CHANGES TO THIS DOCUMENT AT ANY TIME

THE DATA AND INFORMATION SHOWN IN THIS CATALOGUE ARE SUBJECT TO CHANGE WITHOUT OBLIGATION TO GIVE PRIOR NOTICE BY CAME S.p.A. E&OE

**CAME S.p.A.**

Came cancelli automatici S.p.A.
is certified for Quality and Environment

UNI EN ISO 9001

UNI EN ISO 14001

BS OHSAS 18001

CAME.COM/UK