



OVER 1000  
CERTIFIED GAMESAFE  
INSTALLERS  
& STILL GROWING



THE ONLY WAY TO LEARN...



IS TO DO!

# TRAINING & TESTING ON FULL SIZE GATES

The only way to fully understand force testing is to perform the procedure on a real, live working gate installation. This is why all of our training facilities offer a full size gate replica to give you the best real life experience.

## CAMESAFE OVERVIEW

Our training course has been carefully designed to accommodate a maximum of 24 delegates allowing our staff to be more attentive to candidates which in turn gives them more opportunity for questions throughout the day.

The course leader will give an informative theoretical presentation using projector slides and hands on demonstrations in a classroom style environment.

This course is intended for individuals who need a greater understanding of the European regulations relating to gate & automation installations.

**CAMESAFE** is conducted by our dedicated Technical Training Team. They have over 30 years experience combined and are experts in the Gate Automation Industry.

## DEDICATED TRAINING FACILITIES

Our purpose built, dedicated training facilities are located nationwide in Hemel Hempstead, Nottingham & Dublin.

Each facility has been designed to the same exacting standards, we guarantee a professional learning environment.

## THE CAMESAFE COURSE

We offer a 2 day training course at a competitive price which is significantly less than other companies offering similar courses.

## FULLY FUNCTIONING DEMO SUITES

Our fully equipped CAME training and demonstration suites provide attendees with access to the best facilities in the automation industry. Hands on experience with working models is coupled with exposure to force testing providing a solid practical knowledge base

## A MANUFACTURER THAT CARES

As a manufacturer with over 40 years experience we are perfectly positioned to help impart knowledge on gate safety.

We have legal obligation to provide gate safety training. Our obligation comes directly from our moral stance to make the automation industry safer.

## INTERACTIVE MODULES

Our courses offer delegates to participate in both theory and practical parts of the course. This allows them the opportunity to practice and understand how to execute tasks to install automation safely.

## FULL SIZE GATE TESTING

Unlike similar courses, we have facilities in all our training locations that have full size working gates ensuring you have a true, realistic experience when carrying out the training.

# A TAILOR-MADE TRAINING COURSE FOR GATE & BARRIER INSTALLERS

---

## What is **CAMESAFE**?

The **CAMESAFE** Course is the culmination of all the experience and knowledge we have gained from studying, interpreting, presenting and discussing solutions to automation safety for the past 14 years.

By formalising our training structure and developing a method of assessing trainee's learning outcomes, CAME can confidently award a level of competence to individuals who pass the module examinations.

Delegates who attain **CAMESAFE** Installer status are entitled to use their individual **CAMESAFE** Installer badge to promote the highest level of safety in their automation installations.

Companies who nominate a **CAMESAFE** Installer representative will also be able to display their own unique **CAMESAFE** Installer badge.

Throughout 2018, over 350 **CAMESAFE** Installers were accredited after successfully completing the course.

## What **CAMESAFE** gives you as an installer...

Your customer can search and qualify your credibility as an installer on our dedicated website.

The course will give you an in depth understanding of EN standards and the confidence to fit, maintain and diagnose faults on your own or complete other existing installations.

By adhering to the standards and procedures set out by **CAMESAFE** you can safeguard against future litigation.

## How do I become a **CAMESAFE** Installer?

Individuals who wish to take part in the **CAMESAFE** scheme must attend and pass a 2 day course and show that they have understood all the required learning outcomes. They will then be issued with their own **CAMESAFE** Installer number.

Companies employing **CAMESAFE** Installers can register as part of the scheme. By nominating a **CAMESAFE** Installer to represent their business and contacting **CAME**, they can begin to undertake the process of becoming a registered **CAMESAFE** company.

Full details of the course content are contained within this brochure.

To book yourself onto a **CAMESAFE** course please visit [camebptraining.com](http://camebptraining.com)





# DIGITAL ASSESSMENTS

Our interactive method of assessment simplifies the process of undertaking **CAMESAFE** examinations for both you the attendee and the examiner. It improves the course interactivity and allows you to receive immediate feedback.

Each attendee is allocated a handset on arrival for use throughout the duration of the course.

Handsets are linked to a central system which tags the device with the attendee's name. These are used to answer a series of multiple choice questions via the interactive keypad.

Attendees are given sufficient time to review their answer before making the final selection.

Once a test is completed, the results are quickly analysed and fed back to attendees. They can quickly pass all exams and receive their accreditation without delay and those who require a retake can do so with little fuss.

# CAME

## A LEGACY OF SAFETY TRAINING

### CAMESAFE, CREATING A GATE SAFETY NETWORK

The **CAMESAFE** ideology has long been a principal that **CAME** has upheld. Even before the **CAMESAFE** idea was conceived, we recognised that, as an automation manufacturer, we had a duty to deliver our customers with not only the physical tools to complete a safe installation, but the mental tools too.

That ideology has been the foundation for us producing an industry-leading safety course that delivers, professional, thought-provoking and most importantly, up to the minute training that provides you as an installer with the tools you need to keep you, your business and your customers, safe.

To date, **CAMESAFE** accreditation has been provided to over **1000** installers, an impressive figure. However, we know there are installers, and installation companies, working in the industry that haven't accessed our knowledge and given themselves the tools to safeguard future

accountability and make the industry safer. Recent high-profile court cases have once again highlighted the importance of the legal and moral obligations of an installer working in the gate automation industry.

Are you fully equipped to provide a legally compliant safe installation? Unsure? If the answer is 'yes', **CAMESAFE** can provide clarity on your accountability as an installer.

Entering its 11th year, **CAMESAFE** is the longest running gate safety course. With that experience comes a wealth of knowledge that allows **CAME** to remain at the forefront of gate safety training.

An ever-changing industry requires a course you can rely on to keep you in the know. **CAMESAFE** provides that stable knowledge base for you and your workforce.



# THE CAMESAFE AGENDA EXPLAINED

To complete the **CAMESAFE** Course, installers must undertake an assessed 2 day training course. The course is composed of 14 assessed modules.

## DAY 1

### MORNING

**Module 1** - Understanding the Machinery Directives & EN Standards

**Module 2** - UK Safety Law Localisation & Industry Latest

**Module 3** - Undertaking Risk Assessments Before Installation

### AFTERNOON

**Module 4** - Safety Solutions - EN12453

**Module 5** - Swing Gate Installation - Achieving EN Compliance

**Module 6** - Sliding Gate Installation - achieving EN compliance

**Module 7** - Barrier Installation - Achieving EN Compliance

## DAY 2

### MORNING

**Module 8** - How to Complete a Force Test Evaluation

**Module 9** - Documentation, What You Need To Keep in Your Technical File

**Module 10** - Installation Handover, Guidelines & Documentation

**Module 11** - UK Safety Edge Specification & Use

### AFTERNOON

**Module 12** - Safety Solution E

**Module 13** - Periodic Maintenance & On-going Servicing

**Module 14** - Review of The Last 2 Days

## MODULE 1

Understanding the machinery directives & EN standards

A detailed look at the Machinery Directive and EN Standards, how they relate to UK law, the differences between the two and how to respond as automation installers.

## MODULE 2

UK safety law localisation & industry latest

The terrain of safety law and legislation is constantly evolving. An insight into recent UK localisation adaptations to the EU law and other industry developments such as GateSafe.

## MODULE 3

Undertaking risk assessments before installation

- Assessing the site
- Completing risk assessment documentation
- Utilising CAME tools and templates

## MODULE 4

Safety solutions - EN12453

Detailed explanation of the main 6 safety solutions listed in the usage matrix in EN12453.

## MODULE 5

Swing gate installation - achieving EN compliance

Protecting swing gate automation systems, avoiding trapping on gate wing opening & closing, solutions to reversing gates in motion.

## MODULE 6

Sliding gate installation - achieving EN compliance

Identifying & protecting sliding gate automation systems, avoiding snagging & shearing.

## MODULE 7

Barrier installation - achieving EN compliance

The specifics of what to identify and protect on automatic barrier systems.

## MODULE 8

How to complete a force test evaluation

- What is force testing
- Undertaking a force test on gates & barriers
- Where to test
- Documenting & analysing the data

## MODULE 9

Documentation, what you need to keep in your technical file

- Required pre-installation documentation
- Force test documentation
- Physical & electrical site plan
- Identification of specific hazards
- CE testing report
- CE declaration of conformity
- Service & breakdown maintenance

## MODULE 10

Installation handover, guidelines & documentation

What you should provide to the end user in terms of explanation, example and documentation.

## MODULE 11

UK safety edge specification & use

The correct specification, selection, installation, implementation and force testing of gate safety edge equipment.

## MODULE 12

Safety solution E

Safety Devices preventing ANY contact with the gate wing.

## MODULE 13

Periodic maintenance & on-going servicing

A guide to the requirements of on-going maintenance of automated gates and barriers.

## MODULE 14

Review of the last 2 days

What can you remember from the last 13 modules? We take a look at some additional points too.

# FREQUENTLY ASKED QUESTIONS

---

## Who is the course for?

The **CAMESAFE** Course is intended for individuals who need a greater understanding of the European regulations relating to gate & automation installations.

## How much does it cost to renew my **CAMESAFE** ID?

In order to retain your **CAMESAFE** ID you are required to attend a **CAMESAFE** course that will include the most update information regarding the law and safety offered at £99 per person (excl vat).

## How much does the course cost?

The 2 day **CAMESAFE** Course costs £175 per person (excl vat).

## How do I book and pay for the course?

The easiest way to book is online at: [www.camebpttraining.com](http://www.camebpttraining.com)  
The course must be paid for in full and in advance by credit or debit card via the training website. The course fee cannot be added to your **CAME** account and is not subject to your usual terms.

## How long will the course last?

The course is undertaken over two consecutive days, from 9.30am to 5pm.

## I don't currently install **CAME** automation, can I still attend?

Yes, all installers are able to attend the training courses as the information is generic and the Machinery Directive and EN standards apply to all automation installations and all automation installers.

## Is there a limit to how many delegates can attend from one company?

There is no limit to how many members of staff you send to the course, however this will depend on availability at the particular venue.

## What experience do I need to attend the course?

The **CAMESAFE** Course is designed for both experienced and non experienced installers to gain an understanding of the legislation to an acceptable level.

## Do I need to have my own force tester?

You do not need your own force tester as all equipment and materials will be provided for use on the day. However if you do have a force tester, feel free to bring it along.

## How much of the course is practical and how much is classroom based?

The course is primarily theoretical training (including tests). There will be ample opportunity to understand the essentials of force testing, setting up equipment to meet the regulations and utilising the latest safety accessories all on full sized gates.

## Who will be delivering the training?

The training will be delivered by a dedicated **CAME** training manager, who are all directly involved in liaising with relevant health and safety authorities, installers, competitors and industry trade organisations.

## What are the benefits to the customer of using a qualified **CAMESAFE** installer?

A customer that wishes to use an authorised **CAMESAFE** installer will have verifiable evidence of their safe installation competency which gives customers real confidence when choosing their automation installer.

## What details will be available on the **CAMESAFE** website that the end user can view?

Users searching the **CAMESAFE** website will find the names and company addresses of **CAMESAFE** Installers, the date they graduated and the course taken.

## It's been a while since I was in a classroom environment, how difficult is the training to comprehend?

The training given is delivered by our team of experienced fully qualified technicians in clear plain English. Many examples are demonstrated as to what to look out for and what you need to understand. There will most likely be other attendees in the room who like you, have not been in a classroom for many years!

## Is EN compliance compulsory?

Yes. EN compliance should be considered as compulsory, in the HSE's Safety Notice of September 2010, the Executive states: "When they are opening and closing, the force of the gates should be limited to those in the British/European standards." The standards referred to are laid out in the Machinery Directive 2006/42/EC, which forms the basis for the **CAMESAFE** course.

## Does the course price include accommodation?

The price does not include accommodation. If you require accommodation, please inform us in advance and we can arrange rooms at a local hotel. Attendees must settle their own accounts directly with the hotel.

## I can't see any training located in my area, is there an opportunity to request training?

As part of the course is practical, we do not offer mobile training as the equipment to show live demonstrations is not easily transportable. However, we do offer other training courses that we often run across the country. For further information visit [camebpttraining.com](http://camebpttraining.com)

## In the event of an accident, would I be protected from litigation as I have taken the training?

Even though you have taken the training and are more aware of risks, you would still not be protected from litigation. However, if your installations are carried out safely and you follow best practice from our course, you will eliminate risk and not put yourself in a position where you may become the subject of litigation.

## If I become a qualified installer after taking the training and then move companies, can the new company claim **CAMESAFE** status?

Yes, the qualification remains with the installer and not the company. The new company would need to apply for a new ID number badge in order to comply and be granted **CAMESAFE** status.

For many more **Frequently Asked Questions**, please visit: **CAMESAFE.COM**





MASTER FORCE  
TESTING AND SAFE  
GUARD AGAINST  
NEGLIGENCE

SOLUTIONS FOR ELIMINATING RISK  
DURING & AFTER INSTALLATIONS

DIGITAL  
ASSESSMENTS  
FOR EASE OF  
LEARNING



COURSE  
TAUGHT BY AN  
ACCOMPLISHED  
EXPERT TRAINER



PRACTICAL  
EXPERIENCE USING  
CAME CONTROL  
PANELS



SOLVE REAL LIFE  
SCENARIOS WITH  
THE GUIDANCE OF  
A SAFETY EXPERT

# DON'T JUST TAKE OUR WORD FOR IT...

Rob is the best  
trainer I have ever  
experienced over  
my 13 years in the  
industry so far. He  
is an asset to CAME.

Chris Bowles - Rossells Security Ltd

Comfortable  
environment,  
feel confident  
after gaining  
vital knowledge.

Phillip James -  
Solar Right Now Ltd

Fantastic delivery.  
3rd time I have done  
this course and it  
felt as though I  
learnt more on this  
one than the other  
2 put together.  
1st class.

Giles Lewis - Farmwatch Ltd

The instructor  
was great keeping the  
course light and entertaining  
whilst delivering all relevant  
information. Well balanced  
course with good practical  
hands on experience with  
the products covered.

Stuart Adair - Vuetek Systems Ltd

Was a great course and covered  
loads. Really enjoyed it. Trainer  
was so helpful and was there  
for any questions we had.  
Great day.

Keith Jackson - Jackson's Electrical

Check out our other CAMESAFE course reviews from  
other like minded installers at [camebptraining.com](http://camebptraining.com)



# WHAT YOU WILL RECEIVE

## CAMESAFE.com

Upon successful completion of the course, attendees will receive a unique **CAMESAFE** Installer ID and a downloadable copy of the certificate for their records.

The ID will appear on their personalised badge, which will be provided in digital form within a month of completion of the course.

**CAMESAFE** Installers are then able to use their personalised badge in promotional materials such as brochures, websites and vehicle livery.

**CAMESAFE** Installers and associated registered companies will appear online at **CAMESAFE.com**

The online system allows end users to search for or validate a **CAMESAFE** Installer.

To obtain a **CAMESAFE** ID reference, all attendees will need to provide a current photograph for ID purposes.

Each company may also choose to display photographs of their registered **CAMESAFE** installers on the **CAMESAFE** website.

## USE OF THE CAMESAFE MARK



**Individual**  
The standard badge suitable for all applications. All **CAMESAFE** Installers will receive digital copies of this badge with their personalised registration number.



**Company**  
The standard badge suitable for all applications. All **CAMESAFE** Companies will receive digital copies of this badge with their personalised registration number.

Further information regarding the application of the above badges can be found on our training website, please visit **CAMESAFE.COM** - This information will also be posted to you along with the **CAMESAFE** ID cards.



**CAMESAFE** certification is valid for 2 years. Installers are required to sit a **CAMESAFE** refresher course to retain their **CAMESAFE** status.

# THE EASY WAY TO BOOK YOUR TRAINING COURSE

Booking on the **CAME BPT** training website is really easy, why not book to get certified?

visit:  
**camebpttraining.com**

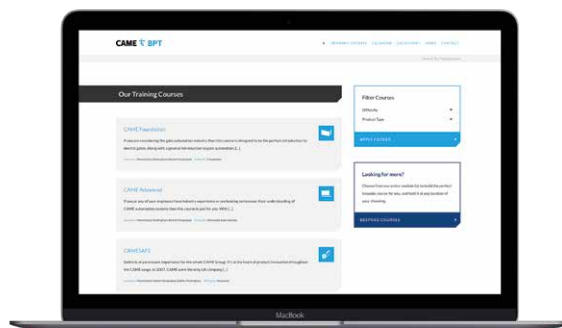
**INDIVIDUAL  
DELEGATE  
PRICE**

**£175**

**€175**

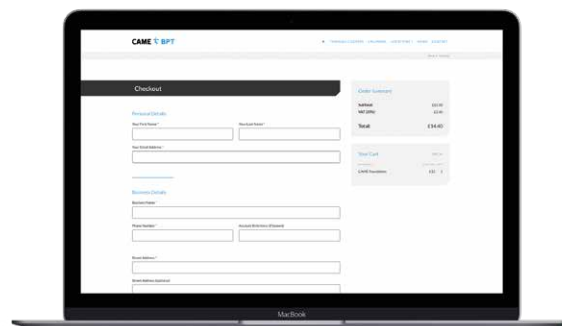
+VAT where applicable

Includes 2 day course with lunch, course examinations, delegate training pack, **CAMESAFE** installer handout.



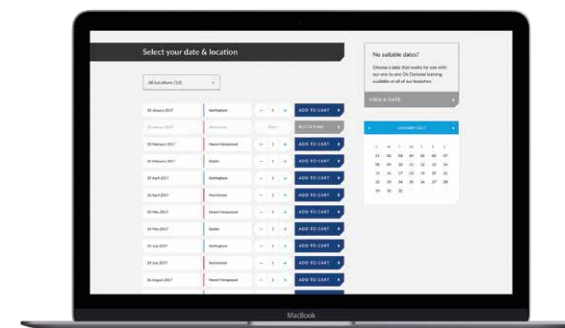
**1**

Click on the fixed date course you require from our course menu page in the training course section



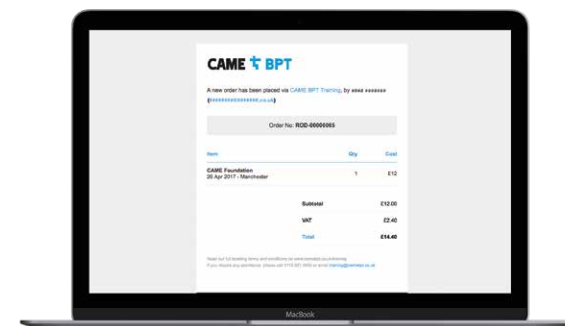
**3**

Proceed to checkout. Login with your details or register to create account and complete the form to book your place on the course.



**2**

Scroll down and select the date you wish to attend. All available dates are listed.



**4**

After you have booked and paid for your course you will receive an email confirmation.



# IS YOUR CAMESAFE ID ABOUT TO EXPIRE?

## Why do I need to renew?

To remain compliant as a **CAMESAFE** registered installer it is critical you maintain your status every 2 years from the date of course completion. In order to stay up to date with the latest changes to UK European laws and standards applicable to the gate automation industry, we recommend that you revisit **CAMESAFE** on a 2 year cycle. The course will undoubtedly offer the latest advice and solutions for eliminating risks during and after installation whilst providing all you need to become compliant and remain a **CAMESAFE** installer. Please book on a course 1 month before your card is about to expire.

## How do I renew?

Visit our training website and select the **CAMESAFE** course with the date you require. Proceed to the checkout cart and on the right-hand side of the screen there will be an option to add your **CAMESafe** Installer ID to update the price. The sub-total should now update with the new renewal price. Please be aware that you can only renew up to 1 month after your ID expires.

# RENEW NOW

# £99/€99

+VAT where applicable

visit: [camebpttraining.com](http://camebpttraining.com)

### Terms & Conditions

Places taken on a first come, first served basis. Booking will only be confirmed after pre-payment is received via debit/credit card. Bookings cannot be taken on account. Cancellations & refunds must be confirmed 2 days before the date of your booked training. Price excludes VAT. E&OE.



**CAME** 

# COURSE DATES FOR 2019/2020

## ACROSS OUR BRANCH NETWORK

### 2019

#### EAST MIDLANDS

##### MARCH

Wednesday 6<sup>th</sup>  
Thursday 7<sup>th</sup>

##### JUNE

Monday 10<sup>th</sup>  
Tuesday 11<sup>th</sup>

##### SEPTEMBER

Monday 2<sup>nd</sup>  
Tuesday 3<sup>rd</sup>

##### NOVEMBER

Monday 18<sup>th</sup>  
Tuesday 19<sup>th</sup>

#### HEMEL HEMPSTEAD

##### MARCH

Wednesday 13<sup>th</sup>  
Thursday 14<sup>th</sup>

##### MAY

Wednesday 1<sup>st</sup>  
Thursday 2<sup>nd</sup>

##### SEPTEMBER

Monday 9<sup>th</sup>  
Tuesday 10<sup>th</sup>

##### NOVEMBER

Wednesday 20<sup>th</sup>  
Thursday 21<sup>st</sup>

#### DUBLIN

##### MAY

Wednesday 22<sup>nd</sup>  
Thursday 23<sup>rd</sup>

##### NOVEMBER

Tuesday 5<sup>th</sup>  
Wednesday 6<sup>th</sup>

### 2020

#### EAST MIDLANDS

##### MARCH

Monday 16<sup>th</sup>  
Tuesday 17<sup>th</sup>

##### JUNE

Monday 15<sup>th</sup>  
Tuesday 16<sup>th</sup>

##### SEPTEMBER

Monday 21<sup>st</sup>  
Tuesday 22<sup>nd</sup>

##### DECEMBER

Monday 7<sup>th</sup>  
Tuesday 8<sup>th</sup>

#### HEMEL HEMPSTEAD

##### FEBRUARY

Monday 3<sup>rd</sup>  
Tuesday 4<sup>th</sup>

##### MAY

Monday 11<sup>th</sup>  
Tuesday 12<sup>th</sup>

##### SEPTEMBER

Monday 14<sup>th</sup>  
Tuesday 15<sup>th</sup>

##### DECEMBER

Wednesday 9<sup>th</sup>  
Thursday 10<sup>th</sup>

#### DUBLIN

##### APRIL

Wednesday 1<sup>st</sup>  
Thursday 2<sup>nd</sup>

##### OCTOBER

Monday 5<sup>th</sup>  
Tuesday 6<sup>th</sup>

#### GLASGOW

##### APRIL

Tuesday 7<sup>th</sup>  
Wednesday 8<sup>th</sup>

#### BELFAST

##### JULY

Wednesday 15<sup>th</sup>  
Thursday 16<sup>th</sup>

Dates are subject to change, please visit our training website for the latest information - [camebpttraining.com](http://camebpttraining.com)

Visit our website to confirm future venue locations.  
[www.camebpttraining.com](http://www.camebpttraining.com)



# 3 LOCATIONS

---

## East Midlands

---

### **CAME BPT - Midlands**

Unit 1B, Sills Road,  
Willow Farm Business Park,  
Castle Donington, DE74 2US

**Tel. 0115 921 0430**

**Fax. 0115 921 0431**



## Hemel Hempstead

---

### **CAME BPT - South**

Liberta House, Maxted Road,  
Maylands Industrial Estate,  
Hemel Hempstead, HP2 7DX

**Tel. 01442 230 800**

**Fax. 01442 244 729**



## Dublin

---

### **CAME BPT - Ireland**

Unit 9, The Westway Centre  
Ballymount, Dublin 12  
Ireland

**Tel. 01 450 7442**

**Fax. 01 450 7451**



**CAMESAFE**  
FOR INSTALLERS WHO VALUE SAFETY

To check out the latest training dates nearest to your location please visit:

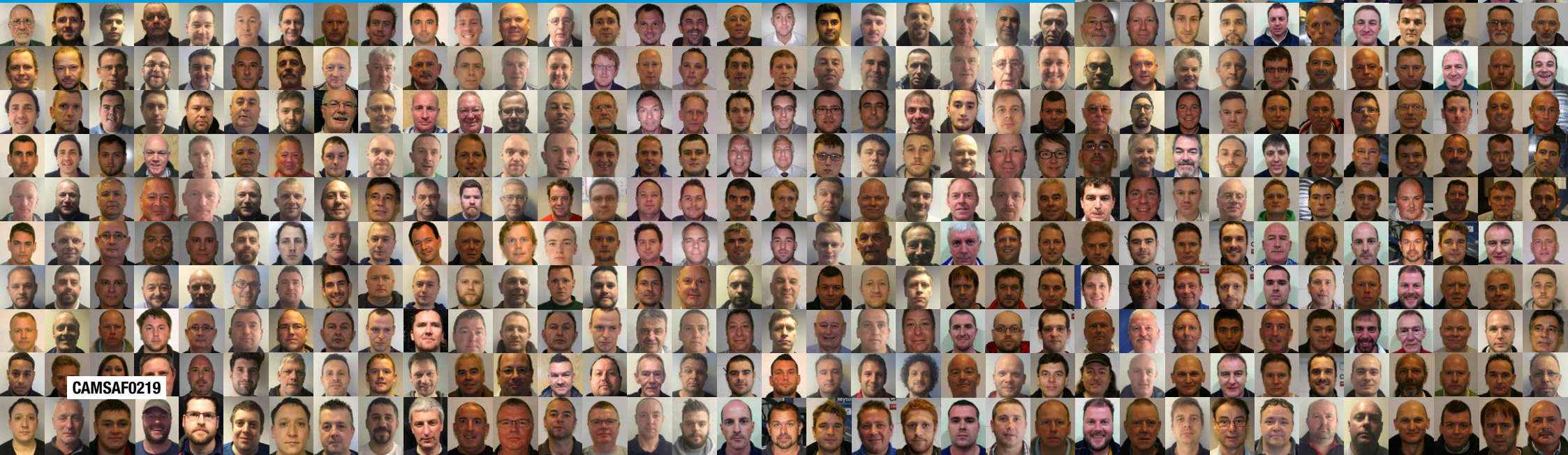
**[camebpttraining.com](http://camebpttraining.com)**





**CAMESAFE**  
FOR INSTALLERS WHO VALUE SAFETY

To book your place on the **CAMESAFE** training course  
visit: [camebppttraining.com](http://camebppttraining.com)



CAMSAF0219