

Secured by Design



Police Preferred Specification



APEX TYPE 17

DOOR ENTRY
SOLUTIONS

CAME 
ENTROTEC

[CAME.COM/ENTROTEC](https://www.came.com/entrotec)



CAME ENTROTEC APEX TYPE 17

DOOR ENTRY SYSTEM

OVERVIEW

Designed and built in the UK, Apex is one of the most renowned door panels that is being installed across social, private and mixed tenure housing developments. With its 'Chic' design, robust quality build and customary Secured by Design accreditation, Apex is ideal for low or high rise developments that have multiple apartments and doors or where concierge facilities are required.

This solution will satisfy even the most complex audio, video or mix and match door entry systems. Subject to the specification

Apex will be delivered to the installers, pre-built, pre-programmed with the preferred access control solution integrated into the cabinet. It's straight forward, easy installation process can be accompanied by a free training course if necessary. Customer support is also on hand to aid any need for reassurance.

CAME Entrotec have staff across the UK who will demonstrate, assist to explain the options and benefits of the CAME Entrotec systems. Please get in touch.



PROXIMITY ACCESS CONTROL READER

- Option of Black on Yellow or Blue on White reader
- Raised Key symbol
- Integrated proximity access Control system using CAME Entrotec's own EasiTag solution or client specification of 3rd party Cloud based Access Control e.g. KMS SimpleKey Web.
- Simple resident access management



CAMERA


- High Quality Colour Camera 560tvl
- Superior 145° Wide Viewing Angle
- Low Illumination
- Aluminium Die-cast Waterproof Housing
- Small & Compact



KEYPAD BUTTONS


Option of buttons or keypad:
KEYPAD (Front page image)

- Vandal resistant buttons
- Pressure sensitive buttons
- System configuration programming
- 10 pin codes, one of which is timed



SECURITY FIXINGS

- Robust construction vandal resistant Pin hex M4



MICROPHONE

- Minimises outdoor background noise, providing clear, private two way communication between resident and visitor



SPEAKER

- High quality speaker provides clear audio feedback of system operation.





OLED DISPLAY

Organic Light-Emitting Diode – is a type of display technology that enhances efficiency whilst remaining eco-friendly

- Energy efficient White on Black text
- Displays block name and system and call progress message
- High contrast brightness and sunlight readability
- Integrated Video camera where requested.
- 16 character, 2 rows
- Progress configuration programming



FITTING STYLES

- Overlap, bezelled or surface versions available
- All overlap panels and bezelled back boxes have rounded corners

Bezelled panel shown here.



APEX FEATURES

- Fully isolated system
- Secured by Design compliant and tested
- Remote lock release connector (SBD requirement)
- Call waiting facility holds a call and automatically connects when the resident is free
- Stainless Steel 2.5mm 316L (Marine Grade) Call Panels
- Multiple speech paths
- Housed in IP66 steel cabinet with key locks
- Controllers supplied in 8,16 and 24 way formats
- Remote marshalling available in 8,16 and 24 way formats
- Use CW1308, Cat 5 cabling or Cat 6
- Over 6000 flats on Apex system
- Over 1000 digital and functional doors/system with configurable access areas
- DC system allowing for battery back-up, DC lock releases and maglocks (fused)
- Full handset isolation and switch adjustable time
- Auto Call features (dials without having to press CALL button)
- Integrated coded access facility (10 codes)
- Anti-tailgating function
- Lock release times individually, adjustable between 1 & 60 seconds
- Multi-block linkable for gated access systems
- Auto GMT/BST timeclock for trades function
- Modern OLED for block information and instructions Flexible expansion options for Apex High Rise system from digital to deck access system
- Unlimited speech paths and software configurable door zoning for easy call management
- Equality Act (DDA) Relevant accessibility features
- Concierge Ready Apex can be installed as a Concierge Ready system by initially providing residents with handsets that include an additional button. With the addition of an EntroNet Gateway connected to the Apex Controller the Apex System seamlessly integrates with EntroNet Concierge Solutions at any time



CAME ENTROTEC APEX OLED

TECHNICAL SPECIFICATIONS

	Apex Functional	Apex Lite	Apex High Rise	Apex Deck
Number of Doors	Up to 16	Up to 4	Over 1000 (16 per controller)	Over 1000 (16 per controller)
Number of Handsets	Up to 24	Up to 120	Up to 6144 (24 per controller)	Up to 6144 (24 per controller)
System Controllers	1	Up to 5	Up to 256	Up to 256
System Supply	Single Phase Mains Supply 230VAC @ 50Hz, Current Rated for Individual System			
System Supply Output	13.8VDC - 18VDC, Rated for Individual System Requirements			
Box/Bezel Dimensions	Height 398mm, Width 182mm, Depth 64mm			
Cutout Dimensions (minimum)	Height 366mm, Width 150mm, Depth 64mm			

OPTIONS

- EntroNet Concierge System
- Integrated proximity access control
- Integrated panel camera or separate CCTV camera for video systems
- Full voice over to mimic display
- Accessible features include use of different languages (4x4 keypad required)
- Landing and lift control system
- Hearing loop
- Audio only version available
- Audio & Video version with integrated camera
- Alpha-numeric addresses or flat selection by scrolling through a list (scroll select) 4 x 4 keypad
- Braille labelling for call & cancel buttons standard
- Auto dial facility with any button cancellation of call

COMPATIBLE HANDSETS

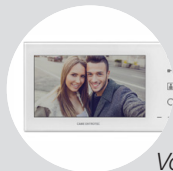
A range of Door Entry accessories designed to work in conjunction with our Apex Door Entry System.



ED Range



EV+



Vogue

ACCESSORIES

A range of Door Entry accessories designed to work in conjunction with our Apex Door Entry System.

- Fire Fighter Switches
- Push to Exit Buttons
- Equality Act 2010 Accessories
- Controller Cabinet Accessories
- Vandal Resistant Dome Camera



CAME ENTROTEC

5 Ashwood Court
Oakbank
Livingston
EH53 0TL

Tel: 01506 886230

Support: 01506 886235

CAME 
ENTROTEC